

INPUT CONNECTORS

+ Our Tip:
Make the most of your existing sensor technology !

Our patented intelligent connector makes the ALMEMO® measuring system extraordinarily flexible. Thus, instead of our pre-configured ALMEMO® sensors, you can use your own existing sensors.

We can supply you with ALMEMO® connectors specially pre-programmed for this purpose with the necessary sensor parameters and the appropriate measuring range. These have six screw terminals and can be easily and conveniently connected.

All devices and connectors offer the following functions :

- Each measuring point can be assigned a specific designation.
- The sensor signals can be scaled.
- Measured values can be corrected for zero-point and gain.


The new measuring instruments with ALMEMO® connectors also offer the following additional functions :

- Multi-point calibration data can be saved in the connector.
- User-defined linearization with up to 30 points can be programmed in the connector.
- Control points with actual / setpoint values tables can be entered quickly and easily via the AMR-Control software.
- Any special measuring ranges programmed in the connector can be processed.
- Calibration schedules can be managed in the connector and are detected automatically.
- The connector's exact designation can be called up.

The already high level of precision and overall performance quality provided by ALMEMO® measuring technology is thus raised even further.

Give us a description of your measuring tasks !
And we shall provide you with comprehensive advice and find the most cost-effective solution.
Please do not hesitate to ask !

ALMEMO® Connector in Original Size



ALMEMO® Sensor Connector with 6 Screw Terminals and EEPROM

new!

01/2011 We reserve the right to make technical changes.

High-precision measuring operations using inexpensive standard sensors - thanks to multi-point correction

Linearization and correction of non-linear sensors

Linearization and correction at over 30 points - performed by the user - without further processing on the PC

Although special-purpose sensors with a non-linear output can usually be connected to existing measuring systems, the lack of linearization in the sensor's output signal means that the measured value will need subsequent correction to make it at all usable. AHLBORN now offers customers a revolutionary new feature - also available with hand-held devices. An option is now available allowing the user to perform linearization and multi-point correction on ALMEMO® measuring instruments. Not only all the relevant sensor characteristics but also the linearization or multi-point correction data are saved in the patented ALMEMO® connector. The measuring instrument automatically recognizes each sensor that is connected to it and shows the appropriate measured values precisely in its display.

Sensor-specific linearization data can be saved by the user in the connector itself.

Thanks to further development of the flexible and intelligent ALMEMO® connector it is now possible to save complex tables for linearization or multi-point correction - all in the connector itself. For the user this means that it is now also possible to connect sensors with a non-linear output. The device displays measured values already in linearized form; this ensures that the whole process can be monitored right from the outset. A further advantage is the enormous saving in time when evaluating special measuring operations of this nature. For each sensor the linearization data is saved in the connector; then as soon as the sensor is plugged into the measuring instrument this data is loaded automatically. The linearization table is buffered in the main working memory on the device for the period of the measuring operation in question or for as long as the sensor remains connected. With effect from the ALMEMO® 2690-8 the user can use this "KL" option to program linearization processes of this nature quickly and easily. Individual linearization processes can be applied in the voltage, current, resistance, or frequency ranges. On request - or for other devices - readily pre-programmed connectors can be obtained from the factory. Various already implemented special-purpose linearizations are also available.

High-precision measuring operations - thanks to multi-point correction

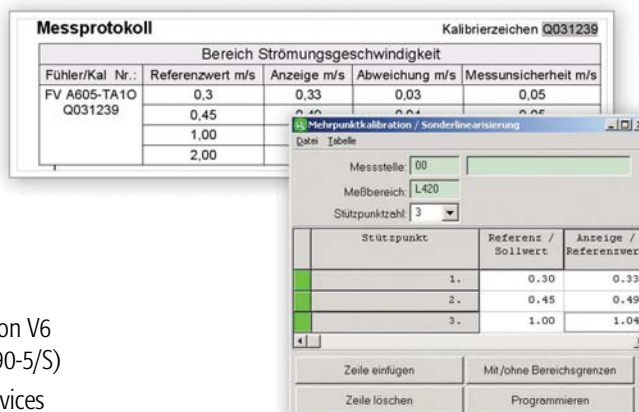
A sensor's output signal can also be corrected at various specific points. Inexpensive standard sensors made by third-party manufacturers can be calibrated. Deviations are then saved in the sensor connector as fine corrections. This can be performed either by users themselves or on request in advance at the factory - for example for temperature calibrations. It is now possible to save not only previous characteristics but also over 30 correction points - all in the connector itself.

Programming via software

In the AMR-CONTROL software package the measuring protocol for a multi-point correction or a linearization table can be transferred to a table of reference points. Over 30 such reference points are possible. During a measuring operation the measured values between these are interpolated on a linear basis. The AMR-CONTROL software is included with all our instruments free-of-charge.

System requirements

- Connector - the new generation (code "E4")
- For evaluation purposes : ALMEMO® devices in version V6 (2690-8, 2890-8, 8590, 8690, 5690, 2390-8, and 2390-5/S)
- For user-defined programming : Option "KL" with devices 2690-8, 2890-9, 8590, 8690, and 5690

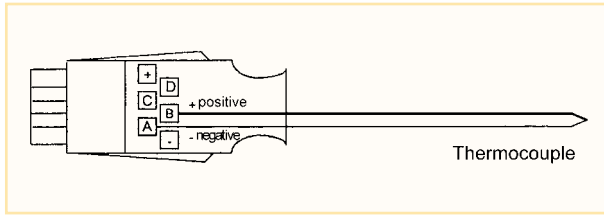


AHLBORN
www.ahlborn.com

SUPPLYLAB
www.supplylab.pt

INPUT CONNECTORS

ALMEMO® Connectors for Thermocouple Types K, N, L, J, T



Variants (with thermal material)

Model	Meas. Range	Resolution
NiCr-Ni (K)	-200.0 to +1370.0°C	0.1K
NiCroSil-NiSil (N)	-200.0 to +1300.0°C	0.1K
Fe-CuNi (L)	-200.0 to +900 °C,	0.1 K
Fe-CuNi (J)	-200.0 to +1000 °C,	0.1 K
Cu-CuNi (T)	-200.0 to +400 °C,	0.1 K

Order no. ZA9020FS
Order no. ZA9021FSN
Order no. ZA9021FSL
Order no. ZA9021FSJ
Order no. ZA9021FST

ALMEMO®-D measuring module for thermocouples, types K, J, T, electrically isolated, up to 1000 V Type ZAD 950 AB

new!



- ▶ Electrically isolated measurement of thermocouples (in particular bare thermo-wire types) on live parts
- ▶ Digital transfer of measured values to the ALMEMO® measuring instrument
- ▶ Connecting cable, fitted with ALMEMO® D plug
- ▶ **New** A wide variety of connection options (see page 09.06)
 1. Direct connection to the input of an ALMEMO® measuring instrument optional ALMEMO® D extension cable, RS422, up to 100 meters - or over 100 meters using the customer's own cable
 2. For connection to a PC ALMEMO® USB data cable, with power supply
 3. For connection to an RS422 network ALMEMO® coupling with RS422 driver
- ▶ Sensor connection via 4-mm safety plug (with screw terminals)

Types :

ALMEMO® D measuring module for NiCr-Ni (K), including 1.5 meters ALMEMO® D connecting cable
 ALMEMO® D measuring module for Fe-CuNi (J) including 1.5 meters ALMEMO® D connecting cable
 ALMEMO® D measuring module for Cu-CuNi (T) including 1.5 meters ALMEMO® D connecting cable
 Please note : thermocouple must be ordered extra; e.g. thermo-wires see Chapter 08

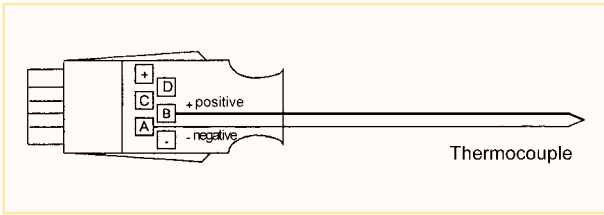
Technical data:

Sensor	Thermocouple
Measuring range	ZAD950ABK NiCr-Ni (K) -200 to 1370 °C ZAD950ABJ Fe-CuNi (J) -200 to 1000 °C ZAD950ABT Cu-CuNi (T) -200 to 400 °C
Resolution	0.1 K
Linearization accuracy	±0.5 K ±0.05 % of measured value
A/D converter	delta-sigma, 15-bit resolution For technical data see page 01.05.
Electrical isolation	1 kV DC/AC permanent, 4 kV for 1s
Sensor connection	4-mm safety sockets and safety plugs (with screw terminals)
Power supply	6 to 13 VDC via ALMEMO® device
Current consumption	approx. 30 mA
Connecting cable	1.5 meters with ALMEMO® D plug
Housing	Dimensions (LxWxH) 127x83x38mm, ABS (acrylonitrile butadiene styrene)

INPUT CONNECTORS

ALMEMO® Connectors for Thermocouple Types U, S, R, B, AuFe-Cr

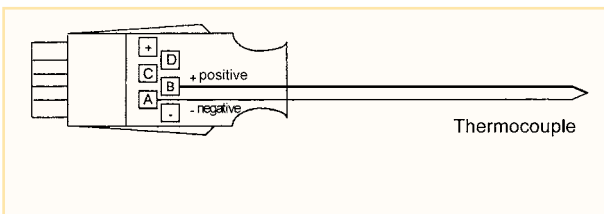
01/2011 We reserve the right to make technical changes.



Types:

Model	Meas. Range	Resolution	Order no.
Cu-CuNi (U)	-200.0 to +600.0°C	0.1K	ZA9000FSU
PtRh10-Pt (S)	0.0 to +1760.0°C	0.1K	ZA9000FSS
PtRh13-Pt (R)	0.0 to +1760.0°C	0.1K	ZA9000FSR
PtRh30-PtRh6 (B)	+400.0 to +1800.0°C	0.1K	ZA9000FSB
AuFe-Cr (A)	-270.0 to +60.0°C	0.1K	ZA9000FSA

ALMEMO® connector with integrated cold junction sensor for all thermocouples



For especially exacting applications demanding the highest possible level of precision or performed under unfavorable conditions (e.g. subject to thermal irradiation)

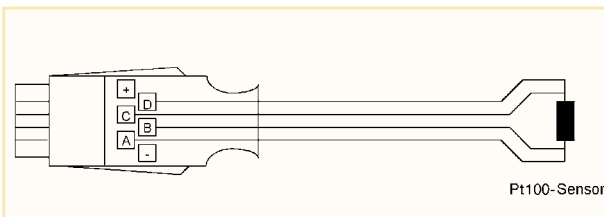
Programming:

1st channel, NTC, integrated cold junction sensor, resolution 0.01 K
2nd channel, thermocouple, resolution 0.1 K; please specify type !

Types:

Model	Meas. Range	Resolution	Order no.
NiCr-Ni (K)	-200.0 to +1370.0°C,	0.1 K	ZA9400FSK
NiCroSil-NiSil (N)	-200.0 to +1300.0°C,	0.1 K	ZA9400FSN
Fe-CuNi (L)	-200.0 to +900°C,	0.1 K	ZA9400FSL
Fe-CuNi (J)	-200.0 to +1000°C,	0.1 K	ZA9400FSJ
Cu-CuNi (T)	-200.0 to +400°C,	0.1 K	ZA9400FST
Cu-CuNi (U)	-200.0 to +600.0°C	0.1 K	ZA9400FSU
PtRh10-Pt (S)	0.0 to +1760.0°C	0.1 K	ZA9400FSS

ALMEMO® Connectors for Pt100 Sensors/Pt1000 Sensors




Types:

Model	Meas. Range	Resolution	Order no.
Pt100 4-conductors	-200.0 to +850.0°C	0.1K	ZA9030FS1
Pt100 4-conductors	-200.0 to +400.0°C*	0.01K	ZA9030FS2
Pt1000 4-conductors	-200.0 to +850.0°C*	0.1K	ZA9030FS4
Pt1000 4-conductors	-200.0 to +400.0°C*	0.01K	ZA9030FS5
Pt100 4-conductors	-8 to +65.000°C	0.001K (for ALMEMO® up to 2690-8)	ZA9030FS7

*Data may vary depending on device; (see data sheet per device)

INPUT CONNECTORS

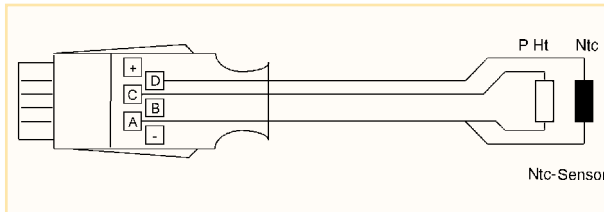
ALMEMO® Connectors for Ni100 Sensors/Ni1000 Sensors



Types:

Model	Meas. Range	Resolution	
Ni100	-60.0 to +240.0°C	0.1K	Order no. ZA9030FS3
Ni1000	-60.0 to +240.0°C	0.1K	Order no. ZA9030FS6


ALMEMO® Connectors for Ntc Sensors



Types:

Model	Meas. Range	Resolution	
Ntc type N	-50.0 to +125.0°C	0.01K	Order no. ZA9040FS
2xNtc type N	-50.0 to +125.0°C	0.01 K no electrical isolation	Order no. ZA9040FS2

ALMEMO® Connectors for Resistance



Technical data ZA 9003 SS4:

Connection	2-wire
Linearization accuracy:	±0,2 % ± 0,02 kOhm
	Linearization is saved in the ALMEMO® connector; (this is not available with ALMEMO® 2450, 8390)

Types:

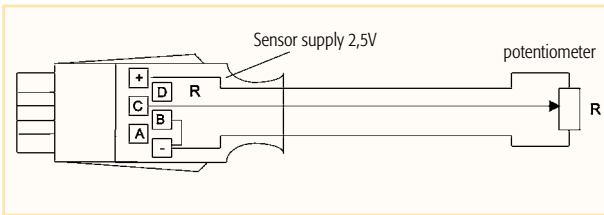
Model	Meas. Range	Resolution	
Ohm	0.00 to 500.00	0.01Ω *	Order no. ZA9003FS
Ohm	0.0 to 5000.0	0.1Ω *	Order no. ZA9003FS2
kOhm	0 to 110.00 kOhm	0.01kΩ	Order no. ZA9003SS4

new!

*Data may vary depending on device; (see data sheet per device)

INPUT CONNECTORS

ALMEMO® Connectors for Potentiometer pickoffs



Technical Data:

Sensor supply:	2.5 V
Temperature coefficient:	< 50 ppm/K

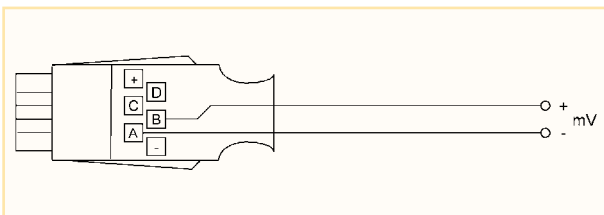
Types:

Model	Meas. Range	Resolution
2.6 V DC (differential)	-2.6 to +2.6 *	0.1 mV

Order no. ZA9025FS3

*Data may vary depending on device; (see data sheet per device)

ALMEMO® Connectors for Voltage Millivolt



Types:

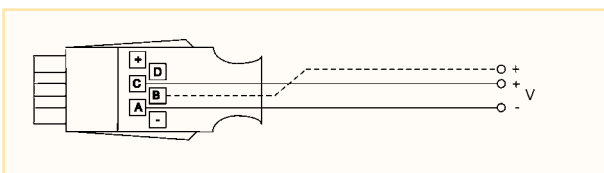
Model	Meas. Range	Resolution
55mVDC	-10.0 to +55.0	1µV
26mVDC	-26.0 to +26.0	1µV
260mVDC	-260.0 to +260.0	10µV

Order no. ZA9000FS0

Order no. ZA9000FS1

Order no. ZA9000FS2

ALMEMO® Connectors for Volt DC



Technical Data:

Accuracy divider:	only 5.5 / 26 V connector, ±0.1% of measured value
-------------------	---

Types:

Model	Meas. Range	Resolution
2.6VDC	-2.6 to +2.6 *	0.1 mV
5.5VDC (divider 100:1)	-1 to 5.5	0.1 mV
26VDC (divider 100:1)	-26.0 to +26.0	1 mV
2 x 26 V DC (2xdivider)	-26.0 to +26.0	1 mV no electrical isolation

Order no. ZA9000FS3

Order no. ZA9602FS4

Order no. ZA9602FS

Order no. ZA9602FS2

*Data may vary depending on device; (see data sheet per device)

01/2011 We reserve the right to make technical changes.

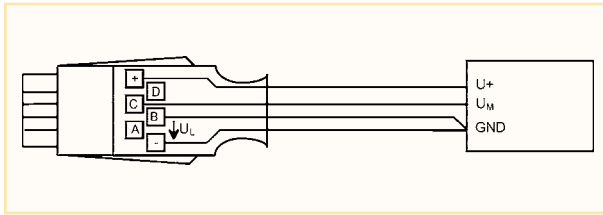
new!

AHLBORN
www.ahlaborn.com

SUPPLYLAB
www.supplylab.pt

INPUT CONNECTORS

ALMEMO® Connectors for DC Millivolt / Volt Differential for sensors / transmitters, Supply from ALMEMO® device



Technical Data:

Sensor supply	(for voltage see technical data of ALMEMO® device)
Accuracy divider:	only 26V connector ±0,1% of measured value

Types:

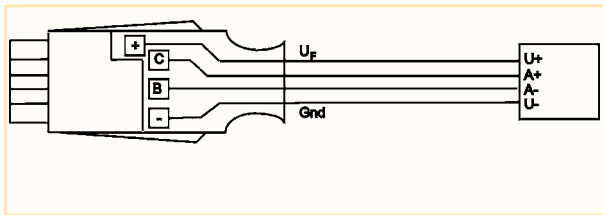
Model	Meas. Range	Resolution
55 mV DC	-10.0 to +55.0	1 μ V
26 mV DC	-26.0 to +26.0	1 μ V
260 mV DC	-260.0 to +260.0	10 μ V
2.6 V DC	-2.6 to +2.6 *	0,1 mV

Order no. ZA9000FS0D
Order no. ZA9000FS1D
Order no. ZA9000FS2D
Order no. ZA9000FS3D

(Connection diagram for connectors with 4 clamps, see below)

*Data may vary depending on device; (see data sheet per device)

ALMEMO® Connectors for DC Millivolt / Volt Differential for sensors / transmitters, Supply : 12 V from the ALMEMO® device



Technical Data:

Sensor supply U_i :	13.5V \pm 0.5V
Output current:	100mA at $U_G = 12V$ 50mA at $U_G = 9V$ 20mA at $U_G = 7V$
Accuracy divider:	only 26V connector ±0,1% of measured value ($U_G =$ device voltage)

Types:

Model	Meas. Range	Resolution
55mV DC	-10.0 to +55.0	1 μ V
26mV DC	-26.0 to +26.0	1 μ V
260mV DC	-260.0 to +260.0	10 μ V
2.6V DC	-2.6 to +2.6 *	0.1 mV
26V DC	-26.0 to +26.0	1 mV

Order no. ZA9600FS0V12
Order no. ZA9600FS1V12
Order no. ZA9600FS2V12
Order no. ZA9600FS3V12
Order no. ZA9602FS3V12

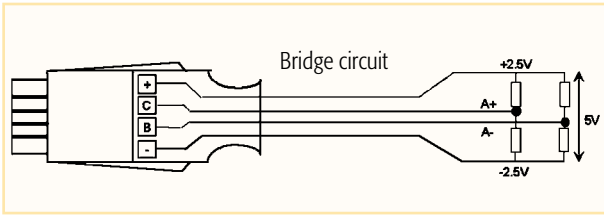
*Data may vary depending on device; (see data sheet per device).

INPUT CONNECTORS

ALMEMO® input connector for measuring bridges,, millivolt / volt differential

With zero-symmetrical voltage supply of ± 2.5 V stabilized from the ALMEMO® device

new!



Technical Data:

Sensor supply:

Voltage U_f :	$5V \pm 0.05V$
Temperature coefficient:	$<50\text{ppm}/^\circ\text{C}$
Output current:	max. 100mA
Quiescent current	approx. 3 mA

New

Energy saving	So long as the measuring point is not selected, the bridge voltage remains switched OFF.
---------------	--

01/2011 We reserve the right to make technical changes.

Types:

Model	Meas. Range	Resolution	Order no. ZA9105FS0
55mV DC	-10,0 to +55,0	1 μV	Order no. ZA9105FS1
26mV DC	-26,0 to +26,0	1 μV	Order no. ZA9105FS2
260mV DC	-260,0 to +260,0	10 μV	Order no. ZA9105FS3
2.6V DC	-2,6 to +2,6*	0,1 mV	

*Data may vary depending on device; (see data sheet per device)

ALMEMO® Measuring Module for DC Voltage, with Electrical Isolation, 4kV



Technical Data:

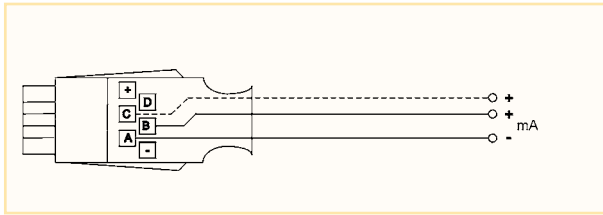
see page 12.05

Types:

Measuring range	Resolution	Overload	Internal resistance	Order no. ZA9900AB2
$\pm 2,000$ V	0,001V	400 V	800 k Ω	Order no. ZA9900AB3
$\pm 20,00$ V	0,01V	500 V	1 M Ω	Order no. ZA9900AB4
$\pm 200,0$ V	0,1V	500 V	1 M Ω	Order no. ZA9900AB5
± 400 V	1V	1000 V	4 M Ω	

INPUT CONNECTORS

ALMEMO® Connectors for DC Current mA



Technical Data:

Accuracy shunt: $\pm 0,1\%$ of measured value

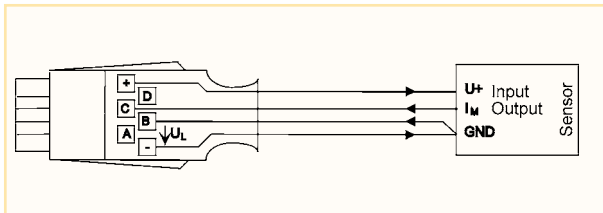
Types:

Model	Meas. Range	Resolution
32mA DC	-32.0 to +32.0 *	1 μ A
4/20mA DC	0 to 100%	0.01%
2 x 32 mA DC	-32.0 to +32.0 *	1 μ A no electrical isolation
2 x 4/20 mA DC	0 to 100%	0.01 % no electrical isolation

Order no. ZA9601FS1
Order no. ZA9601FS2
Order no. ZA9601FS3
Order no. ZA9601FS4

*Data may vary depending on device; (see data sheet per device).

ALMEMO® Connectors for DC mA Differential for sensors / transmitters, Supply from the ALMEMO® device



Technical Data:

Sensor supply (for voltage see technical data of ALMEMO® device)

Accuracy shunt: $\pm 0,1\%$ of measured value

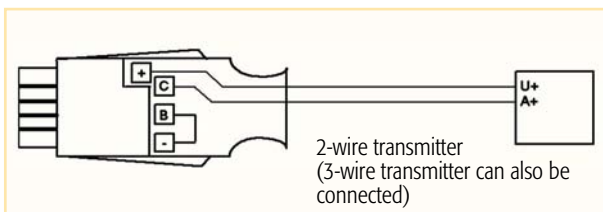
Types:

Model	Meas. Range	Resolution
32 mA DC	-32.0 to +32.0 *	1 μ A
4/20 mA DC	0 to 100%	0.01%

Order no. ZA9601FS5
Order no. ZA9601FS6

*Data may vary depending on device; (see data sheet per device)

ALMEMO® Connectors for DC mA Differential for sensors / transmitters, Supply : 12 V from the ALMEMO® device



Technical Data:

Sensor supply U_i : 13.5V $\pm 0.5V$

Output current: 100mA at $U_G = 12V$

50mA at $U_G = 9V$

20mA at $U_G = 7V$

Accuracy shunt: $\pm 0,1\%$ of measured value
($U_G =$ device voltage)

Types:

Model	Meas. Range	Resolution
32mA DC	-32.0 to +32.0 *	1 μ A
4-20mA DC	0 to 100%	0.01 %

ZA9601FS5V12
ZA9601FS6V12

*Data may vary depending on device; (see data sheet per device).

INPUT CONNECTORS

ALMEMO® Measuring Module for DC, with Electrical Isolation, 4kV



Technical Data:

see page 12.05

01/2011 We reserve the right to make technical changes.

Types:

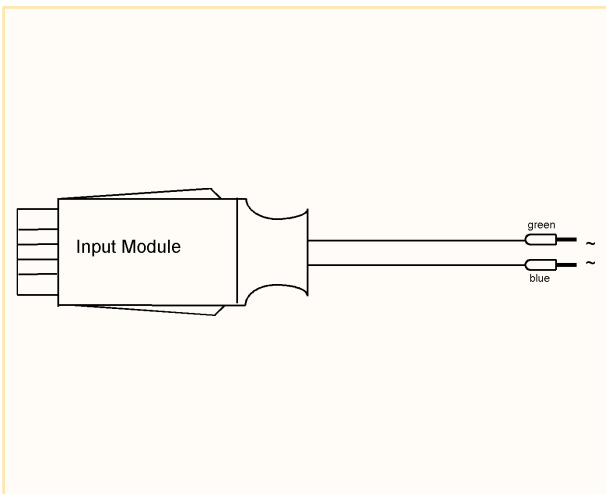
Measuring range	Resolution	Overload	Internal resistance	Order no.
±20.00 mA	0.01mA	0.1 A*	10 Ω	Order no. ZA9901AB1
±200.0 mA	0.1mA	1 A*	1 Ω	Order no. ZA9901AB2
±2.000 A	0.001A	10 A*	0.1 Ω	Order no. ZA9901AB3
±10.00 A	0.01A	20 A*	0.01 Ω	Order no. ZA9901AB4

*Without fuse, overload condition only up to 1 minute maximum

DC via external shunt:

±200.0 mV	0.1mV	40 V	50 kΩ	Order no. ZA9900AB1
-----------	-------	------	-------	----------------------------

ALMEMO® Adapter Cables for AC Voltage



Technical Data:

Frequency range:	50 Hz to 10 kHz
Accuracy:	± 0.2% of final val. ± 0.5% of meas. val. (40Hz ... 2kHz sinusoidal),
Crest factor:	3 (add. error 0.7%), 5 (add. error 2.5%)

+ NEVER connect voltages higher than 50V!
DANGER!

Types:

Meas. Range	Resolution	Order no.
5 to 260mV _{rms}	0.1mV	Order no. ZA9603AK1
0.05 to 2.6V _{rms}	0.001mV	Order no. ZA9603AK2
0.5 to 26.0V _{rms}	0.01mV	Order no. ZA9603AK3

INPUT CONNECTORS

ALMEMO® Measuring Module for AC Voltage, with Electrical Isolation, 4kV



Technical Data:

see page 12.06

Types:

Meas. range	Resolution	Peak	Overload	Internal resistance	Order no.
130.0mV _{rms}	0.1mV	0.2V	400V	0.5MΩ	Order no. ZA9903AB1
1.300V _{rms}	1mV	2V	400V	0.8MΩ	Order no. ZA9903AB2
13.00V _{rms}	10mV	20V	500V	1MΩ	Order no. ZA9903AB3
130.0V _{rms}	0.1V	200V	500V	1MΩ	Order no. ZA9903AB4
400V _{rms}	1V	1000V	1000V	4MΩ	Order no. ZA9903AB5

ALMEMO® Measuring Module for AC, with Electrical Isolation, 4kV



Technical Data:

see page 12.06

Types:

Meas. range	Resolution	Peak	Overload	Internal resistance	Order no.
1.000A _{rms}	1mA	2A	10A*	0.10Ω	Order no. ZA9904AB1
10.00A _{rms}	10mA	20A	20A*	0.01Ω	Order no. ZA9904AB2

*Without fuse, overload condition only up to 1 minute maximum

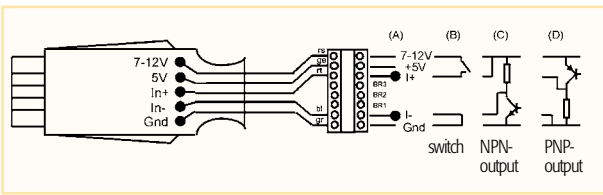
01/2011 We reserve the right to make technical changes.

INPUT CONNECTORS

ALMEMO® Adapter Cables for Frequency / Pulse / Rotational Speed

for sensors, Supply : 5 V or direct from ALMEMO® device

01/2011 We reserve the right to make technical changes.



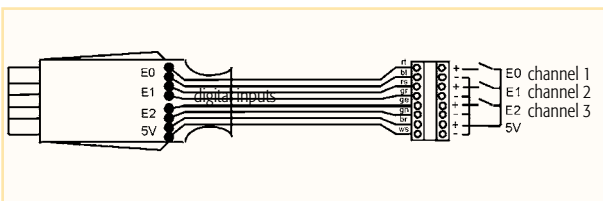
Technical Data:

Frequency range:	0 to 15000 Hz (Resolution 1 Hz) 0 to 3200.0 Hz (Resolution 0.1 Hz)
Speed range:	8 to 32000 rpm (Resolution: 1 rpm)
Max. pulse count:	65000
Pulse length:	> 50 μ s
Input voltage	4 to 40 V, square-wave via optocoupler
Current consumption:	3 mA
Sensor supply	5 V or direct from ALMEMO® device (for voltage see technical data of ALMEMO® device)
Option V12	
Sensor supply:	13.5V \pm 0.5V
Output current:	100mA at $U_G = 12V$ 50mA at $U_G = 9V$ 20mA at $U_G = 7V$ ($U_G =$ device voltage)

Types (Cable lengths, 1.5 meters)

Model	Measuring range	Resolution	
Frequency	0 to 15000 Hz	1 Hz	Order no. ZA9909AK1U
	0 to 3200.0 Hz	0.1 Hz can, by inserting wire jumper, be switched to	
Pulses / cycle	0 to 65000 pulses	1 pulse	Order no. ZA9909AK2U
Speed	8 to 32000 rpm	1 rpm	Order no. ZA9909AK4U
Option : sensor supply 12 V			Order no. OA9909V12

ALMEMO® Adapter Cable for Digital Input Signals



Types: (cable length, 1.5m each)

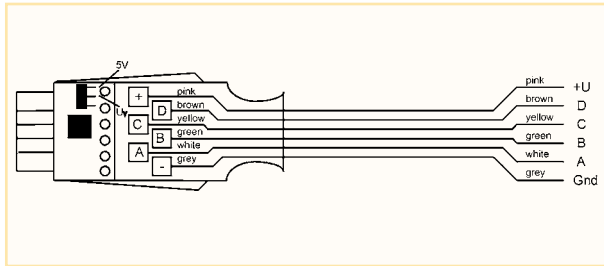
3 digital inputs, (optocoupler), for floating contacts, 5V auxiliary voltage led out
4 digital inputs, electrically isolated (optocoupler) for external voltage, 4 to 30 V

Order no. ZA9000ES2

Order no. ZA9000EK2

INPUT CONNECTORS

ALMEMO® Universal Adapter Cables with Free Ends




Type:

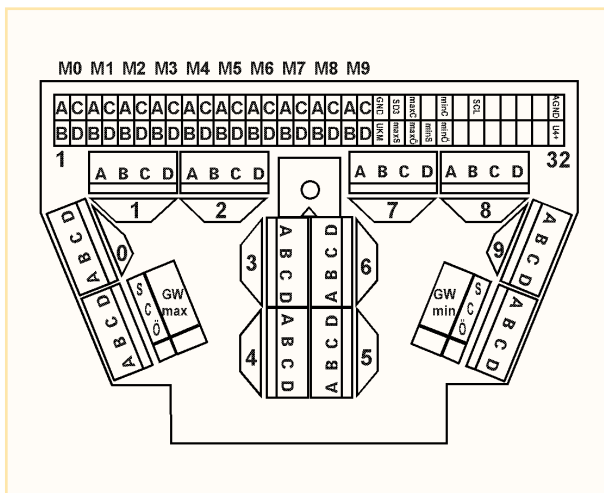
The ALMEMO® universal connector ZA 9000-FS is also available with connecting cable and free ends, as adapter cable ZA9000AK. The sensor supply voltage is present on terminal U+; it is supplied by the ALMEMO® device (sensor supply voltage 5 V, can be stabilized on request). Connecting cable : 8-wire, 8 x 0.14 mm², black, Length 1.5 m The wiring diagram and color code of the wires are consistent for all ALMEMO® sensors and cables, so that any pin configuration can be quickly and easily identified.

Order no. ZA9000AK

ALMEMO® 10-Fold MU Connector for ALMEMO® Plug-In Boards with 64-Pin Spring Contact Strip



- + NOT suitable for sensors needing interface circuitry (e.g. 26 V, AC voltage, mA, humidity sensors, rotating vanes, frequency, pulse, rotational speed) no sensor supply possible)



- + The current MU connector version, ZA5690MU, can only be used in conjunction with the new ALMEMO® 5690 systems. The old MU connector version, ZA5590MU, can of course be used in conjunction with the old ALMEMO® 5590/5990 systems but is subject to certain restrictions with the current 5690 systems (e.g. only 1 measuring channel per input, no multi-point adjustment or connector linearization).

Types:

ALMEMO® 10-fold connector (64-pin) with EEPROM sensor memory for connecting 10 sensors; on request pre-programmed to your specifications for Data acquisition systems ALMEMO® 5690 (not for ALMEMO® 5590 / 5990) For Data acquisition systems ALMEMO® 5590 / 5990

Order no. ZA5690MU
Order no. ZA5590MU

01/2011 We reserve the right to make technical changes.

INPUT CONNECTORS

03

ALMEMO® Connector Adapter Cable, Digital Input of Third Party Device to ALMEMO® Device Type ZA 1000A KSW / ZAD 919A Kxx



01/2011 We reserve the right to make technical changes.



Existing equipment incorporating a digital interface can, thanks to our flexible ALMEMO® system, continue being used. For this purpose, we can offer you the following service :

1. We program a device type protocol for you, which matches the output interface of your device.
2. We fit the interface cable for your device with the matching ALMEMO® connector.

Description:

- ▶ Data acquisition from external devices with digital interface and integration in the data acquisition with ALMEMO® devices.
- ▶ The digital connector of the adapter cable provides an electrically isolated serial interface and includes an interface processor for protocol conversion.
- ▶ Value-adding to existing measuring technology at a very interesting price-performance ratio.

Examples:

- ▶ Scales and weighing equipment
- ▶ Dial gauges and displacement transducers
- ▶ Multimeters
- ▶ Incremental displacement transducers
- ▶ Flue gas analysers
- ▶ Keypads
- ▶ Mains supply unit with RS232 data output
- ▶ Precision pressure sensors
- ▶ Equipment for work place related comfort index measurements

Types:

For the purposes of programming the interface, please provide us with a detailed description of the output interface of the third-party device you want to have integrated, or a matching cable, or a connector including the pin configuration, plus the third-party device itself for the purposes of testing and checking.

Interface programming for the device type protocol of the device to be integrated

ALMEMO® connector adapter cable

Order no. ZA1000AKSW

Order no. ZAD919AK

AHLBORN
www.ahborn.com

SUPPLYLAB
www.supplylab.pt

03.15